



Broadview[®]
Vehicle Awnings

Introduction

As a specialist vehicle converter you understand the need to deliver quality and fit for purpose equipment on your vehicles according to customer requirements. We at Broadview share this understanding especially for customers from the emergency services, motorsport, broadcasting, utilities, and hospitality sectors. Here at Broadview we have developed vehicle awning solutions for these end users with OEM's and coachbuilders in mind for the demands of these clients.

Broadview have developed and fitted a variety of solutions for many big household brands as well as smaller privately owned business. Being a bespoke service, we pride ourselves on being able to deliver a unique and tailored service to suit all kinds of needs. And it doesn't end there. Our team are dedicated to providing ongoing support and technical development for all our valued customers.



The Anexe[®] Pro 1

Our Top of the range Anexe Pro 1 awning, designed with large vehicles, trailers and most importantly durability in mind, is an ideal solution to many mobile set-ups requiring additional space and protection. Each Anexe Pro 1 awning is carefully manufactured in our Dorset factory to suit individual requirements in terms of specification including operation, dimensions and colour schemes.

Anexe Pro 1 Roof

- Weighted BZP Steel Adjustable feet 16kg x 2
- Aluminium legs anodised x 2 lengths
- Optional roof, side or recessed mounted
- Manual or motorised with manual override
- Gearbox 1:8 ratio Galvanised and BZP shaft
- Travel locks for manual models offer extra security while driving

Fabrics

- Pre-contraint 302. FR Rated M2 PVC
- Temperature resistance -30/+70°C
- Weight g/M2 = 480
- Fabric has high frequency welded joints
- Variety of colours and branding options

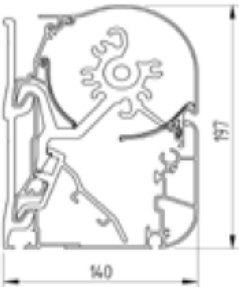
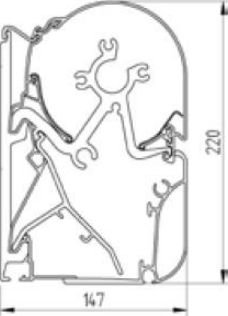
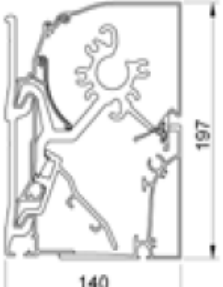
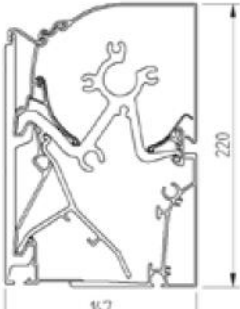
Hardware




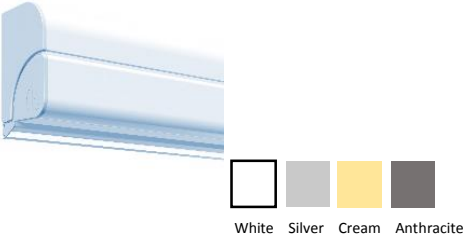
- Arms tested to Beaufort scale Force 5 European standard EN13561
- Centre wind rafter bar for greater stability
- Powder coating RAL colour & anodising to AA10
- Stainless steel parts
- Steel fittings silver BZP finished
- Optional LED lights built in to arms or on a profile strip

Anexe Pro 1 Side Sheets

- Custom made side sheets and front enclosures
- Optional windows and extra doors
- Optional graphics

Anexe Pro 1 (4 cassettes and sizes to choose from up to 7m widths)

| | | | |
|--|---|--|---|
| <p>Surface or Recess mounting Projections 1.0m,1.5m,2.0m, 2.5m,3.00m</p> | <p>Surface or Recess mounting Projections 3.50m & 3.75m</p> | <p>Recessed mounting Projections 1.0m,1.5m,2.0m, 2.5m,3.00m</p> | <p>Recessed mounting Projections 3.50m & 3.75m</p> |
|  |  |  |  |

| | |
|--|---|
|  <p>In House Graphics</p> |  <p>Built In LED Arm or Strip Lights</p> |
|  <p>Motor Operation</p> |  <p>Standard and special cassette colours</p> |